

# WINDOW FEATURES & BENEFITS




## **FINELINE™ TECHNOLOGY**

This innovative welding process creates an aesthetically appealing corner. Standard on laminated and painted windows.



## **REINFORCEMENT**

INNERGY® Thermal Reinforcements are the innovative, energy-efficient alternative to aluminum with added insulating properties making it 700x better.



## **GLASS PACKAGE**

Endure™ windows feature a 3/4" ComforTech™ Insulated Glass Unit. A DLA-UV glass package is standard.



## **INSULATION**

A graphite foam insulation is added to the frame, providing greater energy efficiency and performance.




## **BARRIER-FIN WEATHERSTRIPPING**

This weatherstripping provides a barrier against air, water, dust and noise.



## **BULB SEAL WEATHERSTRIPPING**

This weatherstripping prevents water from penetrating the foam cell structure and has a unique UV-resistant barrier.



## **FRAME**

Endure windows are constructed with a 3 1/4" vinyl frame. Both the sash and frame are welded for increased strength.



## **SCREEN FRAME AND MESH**

Endure windows have a durable and rigid extruded aluminum screen frame with BetterVue® fiberglass mesh, which provides an enhanced view, increased insect protection and improved airflow.




## **FLEXSCREEN® (OPTIONAL)**

A great alternative screen frame option that is easy to install. It perfectly hides within the window frame, drastically improving sight lines. This is standard on painted exterior windows.



## **PROFILE™ DA LOCKS\***

"DA" stands for "Dual Action" - it locks and tilts the window, all in one motion.



## **INTEGRAL INTERLOCK\***

The top and bottom sashes come together with an extruded (integral) interlock to ensure stability when locking the window.



## **BALANCE SYSTEM\***

The block and tackle balance system allows the top and bottom sashes on a Double Hung window to effortlessly slide up and down.

\* Applies to Double Hung Windows.